

# UNISTRUT® FITTINGS - FLAT PLATE

## MATERIAL

Unless otherwise noted, all fittings are punch press formed from plate or strip steel.

## FITTING APPLICATION

All product drawings illustrate only one application of each fitting. In most cases many other applications are possible. The members shown in the illustrations are P1000®, 41mm square, except where noted otherwise. All 14mm diameter holes use M12 x 25 hex head set screws and M12 nuts - P1010, P4010 or P5510 - depending on the Strut used. Nuts and bolts are not included with the fitting and must be ordered separately.

## DESIGN LOAD DATA

Design load data, where shown, is based on the ultimate strength of the connection with a safety factor of 2.5.

## DESIGN BOLT TORQUE

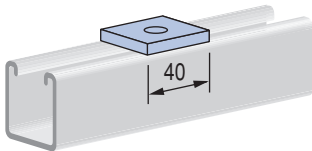
Refer to Engineering Data page 47.

## FINISHES

All fittings in this section are available in Heavy Duty Galvanised finish to Australian Standard AS1789. Other finishes available on request.

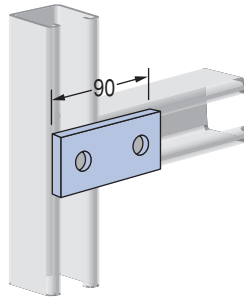
### P1062 - P1964

Part No.	Bolt Size	Hole Size	Mass kg/100
P1062	8	9	5.9
P1063	10	12	5.7
P1064	12	14	5.5
P1964	16	18	5.4



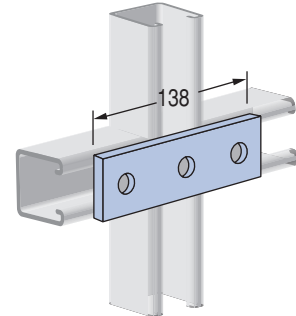
### P1065

Mass: 13.4kg/100



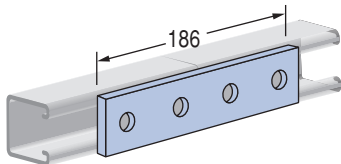
### P1066

Mass: 20kg/100



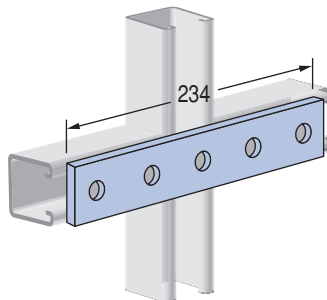
### P1067

Mass: 26.7kg/100



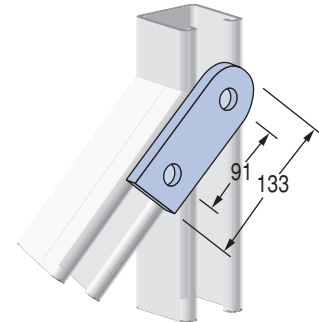
### P1941

Mass: 34.2kg/100



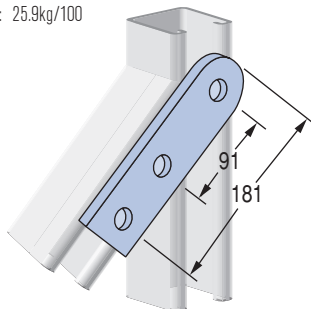
### P2325

Mass: 19.2kg/100



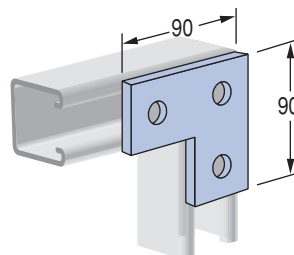
### P2324

Mass: 25.9kg/100



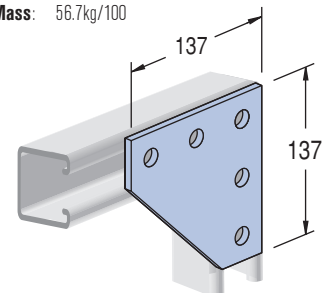
### P1036

Mass: 20.9kg/100



### P1873

Mass: 56.7kg/100



Standard Dimensions for 41mm width series Strut fittings (Unless Otherwise Shown on Drawing)  
Hole Diameter: 14mm; Hole Spacing - From End: 21mm; Hole Spacing - On Centre: 48mm; Width: 40mm