



## Main

Range of product	Modicon Power Supply
Product or component type	Power supply
Power supply type	Regulated switch mode
Nominal input voltage	100...120 V AC single phase, terminal(s): N-L1 200...500 V AC phase to phase, terminal(s): L1-L2
Input voltage limits	170...550 V AC 85...132 V AC
Rated power in W	240 W
Output voltage	24 V DC
Power supply output current	10 A
Permissible temporary current boost	1.5 x I <sub>n</sub> (for 4 s)
Anti-harmonic filter	Low frequency harmonic currents

## Complementary

Inrush current	30 A
Power factor	0.68 at 240 V AC 0.69 at 120 V AC
Efficiency	87 %
Output voltage adjustment	24...28.8 V adjustable
Power dissipation in W	31 W
Provided equipment	Power factor correction filter conforming to IEC 61000-3-2
Output protection type	Against overload, protection technology: manual or automatic reset Against overvoltage, protection technology: 30...32 V, manual reset Against short-circuits, protection technology: manual or automatic reset Against undervoltage, protection technology: tripping if U < 21.6 V Thermal, protection technology: automatic reset
Connections - terminals	Removable screw terminal block: 2 x 2.5 mm <sup>2</sup> , for diagnostic relay Screw type terminals: 3 x 0.5...3 x 4 mm <sup>2</sup> , (AWG 22...AWG 12) for input connection Screw type terminals: 1 x 0.5...1 x 4 mm <sup>2</sup> , (AWG 22...AWG 12) for input ground connection

Screw type terminals: 4 x 0.5...4 x 4 mm<sup>2</sup>, (AWG 22...AWG 12) for output connection  
 Screw type terminals: 1 x 0.5...1 x 4 mm<sup>2</sup>, (AWG 22...AWG 12) for output ground connection

Status LED	1 LED (green and red)output voltage 1 LED (green, red and orange)output current
Depth	145 mm
Height	125 mm
Width	86 mm
Net weight	1 kg
Output coupling	Parallel Series
Marking	CE
Mounting support	35 x 7.5 mm symmetrical DIN rail 35 x 15 mm symmetrical DIN rail
Operating position	Vertical

## Environment

Standards	UL 508 CSA C22.2 No 60950-1
Product certifications	CCSAus EAC KC RCM UL
Environmental characteristic	EMC conforming to EN 61000-6-1 EMC conforming to EN 61000-6-3 EMC conforming to EN 55024 EMC conforming to EN/IEC 61000-6-4 EMC conforming to EN/IEC 61204-3 Safety conforming to EN/IEC 60950-1 Safety conforming to EN/IEC 61204-3 Safety conforming to SELV
Operating altitude	2000 m
IP degree of protection	IP20 conforming to EN/IEC 60529
Ambient air temperature for operation	50...60 °C (with derating factor) -25...50 °C (without)
Ambient air temperature for storage	-40...70 °C
Relative humidity	0...90 % during operation 0...95 % in storage
Dielectric strength	3500 V between input and ground 4000 V between input and output 500 V between output and ground

## Packing Units

Package 1 Weight	1.657 kg
------------------	----------

## Offer Sustainability

Sustainable offer status	Green Premium product
REACH Regulation	<a href="#">REACH Declaration</a>
REACH free of SVHC	Yes
EU RoHS Directive	Pro-active compliance (Product out of EU RoHS legal scope) <a href="#">EU RoHS Declaration</a>
Mercury free	Yes
RoHS exemption information	<a href="#">Yes</a>
China RoHS Regulation	<a href="#">China RoHS declaration</a>
Environmental Disclosure	<a href="#">Product Environmental Profile</a>
Circularity Profile	<a href="#">End of Life Information</a>
PVC free	Yes

## Contractual warranty

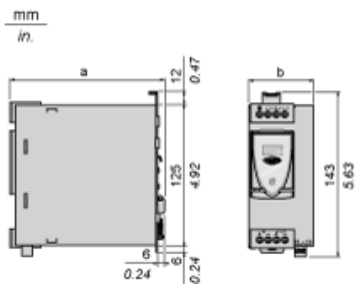
---

Warranty	18 months
----------	-----------

---

Regulated Switch Mode Power Supplies

Dimensions



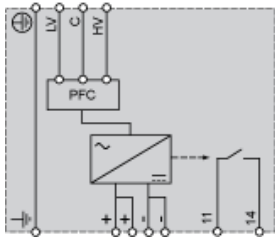
ABL 8	a in mm	a in in.	b in mm	b in in.
RPS24030	125	4.92	45	1.77
RPS24050	125	4.92	56	2.20
RPS24100	145	5.71	86	3.39
RPM24200	145	5.71	146	5.75
WPS24200	160	6.30	96	3.78
WPS24400	160	6.30	166	6.54

---

## Regulated Switch Mode Power Supply

---

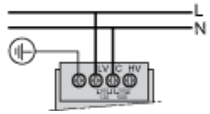
### Internal Wiring Diagram



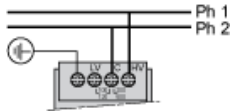
## Regulated Switch Mode Power Supply

### Line Supply Wiring Diagram

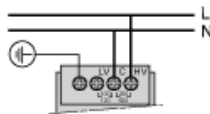
Single-phase (L-N) 100 to 120 V



Phase-to-phase (L1-L2) 200 to 500 V



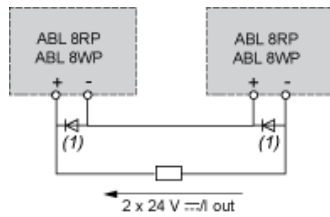
Single-phase (L-N) 200 to 500 V



## Regulated Switch Mode Power Supplies

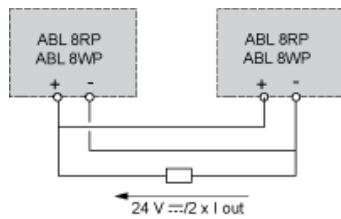
### Series or Parallel Connection

#### Series Connection



(1) Two Schottky diodes  $I_{min}$  = power supply  $I_n$  and  $V_{min}$  = 50 V

#### Parallel Connection



Family	Series	Parallel
ABL 8RPS/8RPM/8WPS	2 products max. (1)	2 products max.

NOTE: Series or parallel connection is only recommended for products with identical references.

For better availability, the power supplies can also be connected in parallel using the ABL8RED24400 Redundancy module.

---

## Regulated Switch Mode Power Supplies

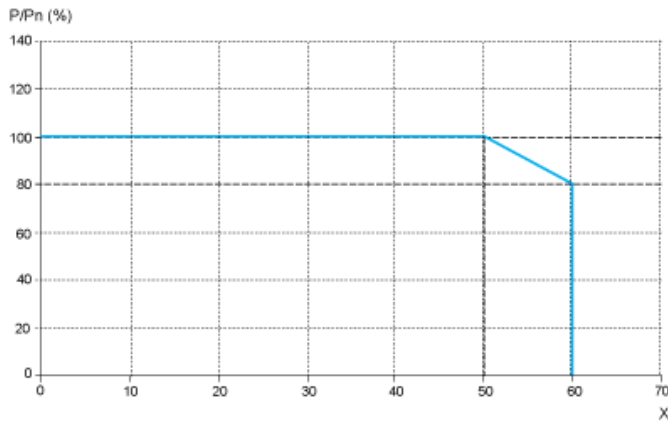
---

### Derating

The ambient temperature is a determining factor that limits the power an electronic power supply can deliver continuously. If the temperature around the electronic components is too high, their life will be significantly reduced.

The nominal ambient temperature for the Universal range of Phaseo power supplies is 50°C. Above this temperature, derating is necessary up to a maximum temperature of 60°C.

The graph below shows the power (in relation to the nominal power) that the power supply can deliver continuously, depending on the ambient temperature.



X Maximum operating temperature (°C)

ABL 8RPM, ABL 8RPS, ABL 8WPS mounted vertically

Derating should be considered in extreme operating conditions:

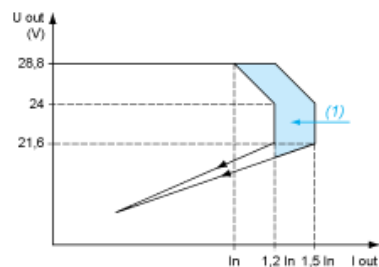
- Intensive operation (output current permanently close to the nominal current, combined with a high ambient temperature)
- Output voltage set above 24 Vdc (to compensate for line voltage drops, for example)
- Parallel connection to increase the total power



Regulated Switch Mode Power Supply

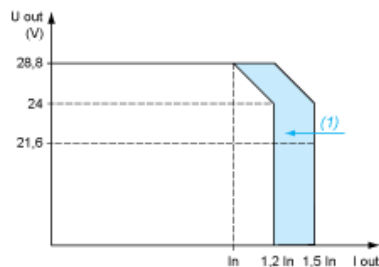
Load Limit

Manual Reset Protection Mode



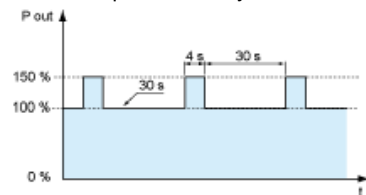
(1) Boost 4s

Automatic Reset Protection Mode



(1) Boost 4s

"Boost" Repeat Accuracy



This type of operation is described in detail in the user manual, which can be downloaded from the website.