


SPECIFICATION SHEET

EVOKE SL115 HEATED TOWEL RAIL



Colour Options with Code



Chrome
SL115

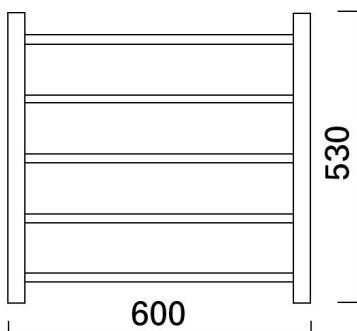
Matte Black
SL115B

Brushed Nickel
SL115NK

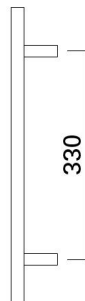
Gunmetal
SL115GM

Technical Details

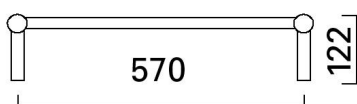
FRONT VIEW



SIDE VIEW




TOP VIEW



12mm

12mm
Drill Hole
required for
Concealed
Wiring



Universal Wiring Options

Features

- 55W, IP45, 230-240V
- 201 Grade Stainless Steel (Chrome & Matte Black), 304 Grade Stainless Steel (Brushed Nickel)
- Chrome, Matte Black, Brushed Nickel and Gunmetal finishes
- Multi-connect Wiring Options
- Wiring kits included
- Dimensions: H530 X W600 X D122

Note: All measurements shown are in millimetres. Sizes are nominal.



Newtech heated towel rails are designed for NZ bathrooms. These are tested to ensure they meet the high product standards set by Australia and New Zealand AS/NZS 60335.



Our 10 year warranty offers our customers peace of mind knowing our products are free of defects, both in materials and workmanship.



Our Newtech range of heated towel rails come with a IP45 rating for use in Zone 2. This allows you to position your towel rail almost anywhere in the bathroom.



Our Evoke electrical connections are multi-connect wiring, concealed or exposed.



The installation of your towel rail must be performed by a registered electrician. Installation is to comply with AS/NZS 60335 Safety Standards.



Can be used in conjunction with a timer.



Manufactured from high quality durable stainless steel.