

Wall Mounting Powder Coated Metal Enclosures

CR and CRD enclosures come complete with mounting (gear) plate, gland plates (except for smallest enclosure), standard door locks and wall mounting brackets.

ORDERING INFORMATION

STANDARD VERTICAL TYPE IP65

COMPLETE ENCLOSURES			ACCESSORIES (add to enclosures)					
WITH STANDARD DOOR	ENCLOSURE SIZE HxWxD mm	WITH TRANSPARENT DOOR	INNER DOOR	CANOPY	PLINTH	DISTRIBUTION FRAME	GLAND PLATES	DOOR LOCKS
CR252010	250 x 200 x 100							1
CR252015	250 x 200 x 150							1
CR302515	300 x 250 x 150			CP2515			A x 1	1
CR303015	300 x 300 x 150	CR303015PD		CP3015			A x 1	1
CR303020	300 x 300 x 200	CR303020PD		CP3020			A x 1	1
CR403015	400 x 300 x 150	CR403015PD		CP3015			A x 1	1
CR403020	400 x 300 x 200	CR403020PD	ID4030/20	CP3020			A x 1	1
CR404020	400 x 400 x 200	CR404020PD	ID4040/20	CP4020			B x 1	1
CR503028*	500 x 300 x 280	CR503028PD					A x 1	1
CR504015	500 x 400 x 150	CR504015PD		CP4015			A x 1	1
CR504020	500 x 400 x 200	CR504020PD	ID5040/20	CP4020		DB504020F	B x 1	1
CR504025	500 x 400 x 250	CR504025PD	ID5040/25	CP4025		DB504025F	B x 1	1
CR504035*	500 x 400 x 350	CR504035PD	ID5040/35	CP5040			B x 1	1
CR505020	500 x 500 x 200	CR505020PD	ID5050/20	CP5020		DB505020F	B x 1	1
CR505025	500 x 500 x 250	CR505025PD	ID5050/25	CP5025		DB505025F	C x 1	1
CR604020	600 x 400 x 200	CR604020PD	ID6040/20	CP4020		DB604020F	B x 2	2
CR604025	600 x 400 x 250	CR604025PD	ID6040/25	CP4025		DB604025F	B x 2	2
CR605020	600 x 500 x 200	CR605020PD	ID6050/20	CP5020		DB605020F	B x 2	2
CR605025	600 x 500 x 250	CR605025PD	ID6050/25	CP5025		DB605025F	C x 2	2
CR605035*	600 x 500 x 350	CR605035PD	ID6050/35				C x 2	2
CR606020	600 x 600 x 200	CR606020PD	ID6060/20	CP6020		DB606020F	C x 2	2
CR705025	700 x 500 x 250	CR705025PD	ID7050/25	CP5025		DB705025F	C x 2	2
CR806020	800 x 600 x 200	CR806020PD	ID8060/20	CP6020		DB806020F	C x 2	2
CR806025	800 x 600 x 250	CR806025PD	ID8060/25	CP6025		DB806025F	C x 2	2
CR806035*	800 x 600 x 350	CR806035PD	ID8060/35				C x 2	2
CR808025	800 x 800 x 250	CR808025PD	ID8080/25	CP8025		DB808025F	C x 4	2
CR1006030	1000 x 600 x 300	CR1006030PD	ID10060/30	CP6030	PL63/100	DB1006030F	C x 2	2
CR1006040*	1000 x 600 x 400	CR1006040PD	ID10060/40	CP6040	PL64/100		C x 2	2
CR1008030	1000 x 800 x 300	CR1008030PD	ID10080/30	CP8030	PL83/100	DB1008030F	C x 4	2
CR1008040*	1000 x 800 x 400	CR1008040PD	ID10080/40	CP8040	PL84/100		C x 4	2
CR1208030	1200 x 800 x 300	CR1208030PD	ID12080/30	CP8030	PL83/100		C x 4	2
CR1208040*	1200 x 800 x 400	CR1208040PD	ID12080/40	CP8040	PL84/100		C x 4	2

HORIZONTAL TYPE IP65

CR403015H	300 x 400 x 150	CR403015HPD		CP4015			A x 1	1
CR403020H	300 x 400 x 200	CR403020HPD		CP4020			B x 1	1
CR504020H	400 x 500 x 200	CR504020HPD		CP5020		DB504020HF	B x 1	1
CR604015H	400 x 600 x 150	CR604015HPD		CP6015			A x 2	1
CR604020H	400 x 600 x 200	CR604020HPD		CP6020		DB604020HF	B x 2	1
CR605025H	500 x 600 x 250	CR605025HPD		CP6025		DB605025HF	C x 2	2

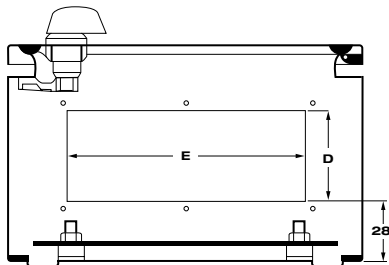
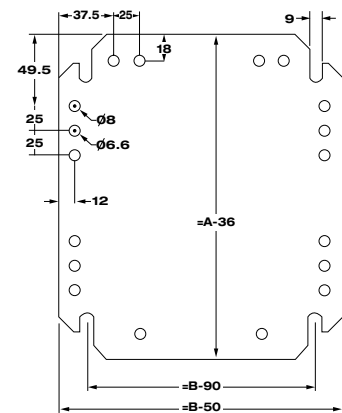
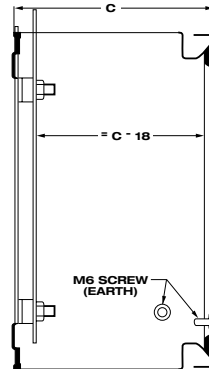
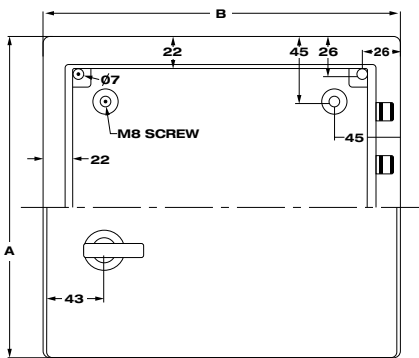
TWO-DOOR TYPE IP55

CRD8010030	800 x 1000 x 300			CPM10030	PL103/100		C x 2	1
CRD10010030	1000 x 1000 x 300			CPM10030	PL103/100		C x 2	1
CRD12010030	1200 x 1000 x 300			CPM10030	PL103/100		C x 2	1

* Extra deep enclosures to suit VSDs and soft starters.

CR HORIZONTAL TYPE CR _____ H

COMPLETE PRODUCT SPECIFICATIONS & DIMENSIONS - IP65



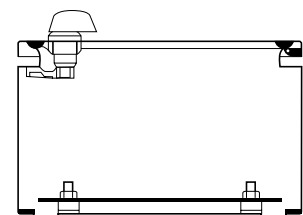
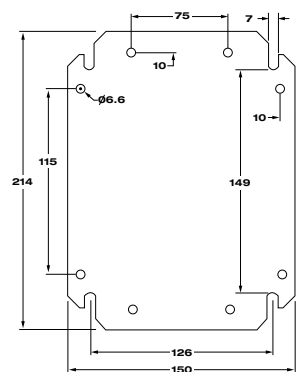
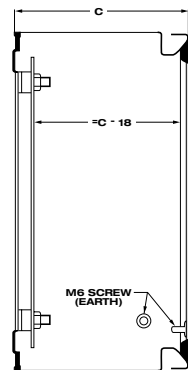
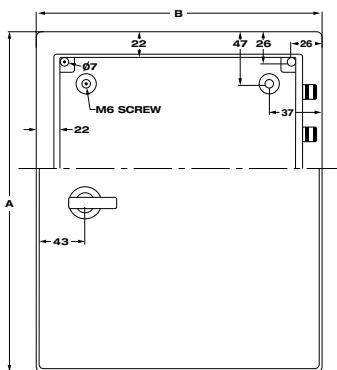
PART NAME	MATERIAL	FINISH
Body	1.4mm E-G	RAL 7032 (Polyester powder coated)
Door	1.4/2.0mm E-G	RAL 7032 (Polyester powder coated)
Mounting Plate	1.4/2.0mm E-G	Rainbow zinc plated
Gland Plate	1.4mm E-G	RAL 7032 (Polyester powder coated)
Wall Bracket	2.0/3.0mm E-G	Zinc plated

E-G – Electro-Galvanised

PART NO.	A	B	C	D	E	GLAND OPENINGS	NO. OF LOCKS	NO. OF WALL BRACKETS*	WEIGHT (KG)
CR403015H	300	400	153	60	174	1 Bottom	1	4	8.0
CR403020H	300	400	203	60	174	1 Bottom	1	4	8.4
CR504020H	400	500	203	88	259	1 Bottom	1	4	13.0
CR604015H	400	600	153	60	174	1 Top + 1 Bottom	1	4	14.2
CR604020H	400	600	203	88	259	1 Top + 1 Bottom	1	4	15.2
CR605025H	500	600	253	115	310	1 Top + 1 Bottom	2	4	21.0

STANDARD CR VERTICAL TYPE (small)

COMPLETE PRODUCT SPECIFICATIONS - IP65



PART NAME	MATERIAL	FINISH
Body	1.4mm E-G	RAL 7032 (Polyester powder coated)
Cover	1.4mm E-G	RAL 7032 (Polyester powder coated)
Mounting Plate	1.4mm E-G	Zinc plated

E-G – Electro-Galvanised

PART NO.	A	B	C	GLAND OPENINGS	NO. OF LOCKS	NO. OF WALL BRACKETS	WEIGHT (KG)
CR252010	250	200	103	0	1	0	3.0
CR252015	250	200	153	0	1	0	3.5

Note * Wall mounting brackets are supplied as shown with CR Enclosures