

Catalogue No: **MOD6RCBO2-20-30-A**

RCBO MOD6 1P+N 6kA 20A C CURVE 30mA TYPE A (2P WIDTH)

Power Distribution and Protection > Circuit Breakers > Miniature Circuit Breakers and Earth Leakage Protection (RCDs and RCBOs) > MOD6 Residual Current Device > MOD6 RCBO2 6kA 2 Pole Width > Type A



Representative Photo Only
(actual product may vary based on configuration selections)

MOD6 RCBO, 2P, 6kA, 30mA, 20A, type A, no pigtail

- Complies with AS/NZS 61009 (RCBOs)
- MOD6 RCBOs feature 6kA short circuit rating
- Type AC or Type A RCD with switched neutral
- 30mA sensitivity general personnel protection applications
- 10mA sensitivity option for higher risk applications
- C trip curve for general light and power applications
- Fast connection pin/fork busbar comb
- Suits pole-covers and loadcentres
- Approval No NSW17482 or RCM
- Energy Safe Victoria (ESV) compliant for residential applications
- 10mA units compliant with Type 1 requirements

SPECIFICATIONS

Product Series	MOD6
Component Type Power Distribution & Protection	RCBO
Trip Curve	C
RCD Type, AS/NZS 61008/61009	A
$I_{\Delta c}$, Rated Conditional Residual Short-Circuit Current	6 kA
Tripping Time at $I_{\Delta n}$, Instantaneous	<40 ms
I_n , Rated Current at 30°C	20 A @30°C
$I_{\Delta n}$, Rated Leakage Current	30 mA
Neutral Pole Protected	No
Poles	1P + N
Rated Frequency	50 / 60 Hz
U_n , Nominal Operational Voltage, AC	240 V AC
U_i , Rated Insulation Voltage @ Pollution Degree 2	500 V
U_{bmin} , Service Voltage, AC, Min	176 V AC
U_{bmax} , Service Voltage, AC, Max	255 V AC
Selectivity Class (IEC 60898)	A
I_m , Rated Make/Break Capacity	200 A
$I_{\Delta m}$, Rated Residual Make/Break Capacity	6000 A
I_{nc} , Rated Conditional Short Circuit Current	6 kA
$I_{\Delta c}$, Rated Conditional Residual Short-Circuit Current	6000 A
I_{cn} , Rated Short Circuit Capacity	6 kA
Isolator Application, IEC 60947-2	Yes
Shock Duration (Max.)	5 ms
U_i , Rated Insulation Voltage	440 V (rms)
Approval(s)	N17482

Catalogue No: **MOD6RCBO2-20-30-A**
RCBO MOD6 1P+N 6kA 20A C CURVE 30mA TYPE A (2P WIDTH)

Power Distribution and Protection > Circuit Breakers > Miniature Circuit Breakers and Earth Leakage Protection (RCDs and RCBOs) > MOD6 Residual Current Device > MOD6 RCBO2 6kA 2 Pole Width > Type A



Standards Compliance	AS/NZS 61008 AS/NZS 61008-1 AS/NZS 61009 IEC 60077-16-3 IEC 60947-2
Insulation Resistance	1000 MΩ
Dielectric Strength	2500V V AC
Electrical Service Life at Un, In	10000 cycles
Mechanical Service Life	20000 cycles
Shock Acceleration (Max.)	40 g
Shock Rating	IEC 60077-16-3
IP Rating, Inside	IP40
Conductor Entry Position	Top / Bottom
IP Rating, Outside	IP20
Flammability Rating (UL94)	UL 94 V-2
Wire / Conductor Size, Flex Cable, In, Min	1 mm ² In
Wire / Conductor Size, Rigid Cable, Top, Max	25 mm ² Top
Wire / Conductor Size, Flex Cable, Out, Min	1 mm ² Out
Package Quantity	1 qty
Wire / Conductor Size, Rigid Cable, In, Min	1 mm ² In
Wire / Conductor Size, Flex Cable, Top, Max	16 mm ² Top
Wire / Conductor Size, Rigid Cable, Out, Min	1 mm ² Out
Wire / Conductor Size, Rigid Cable, Bottom, Max	35 mm ² Bottom
Wire / Conductor Size, Flex Cable, Bottom, Max	25 mm ² Bottom
Tightening Torque, Top, Nominal	3 Nm
Tightening Torque, Bottom, Nominal	4 Nm
Busbar System, Top	Fork Pin
Busbar System, Bottom	Fork Pin
Trip-Free Mechanism	Yes
Mounting	DIN-35 Rail Mount
Sealable	Yes
Centre Trip Position	No
Height	86 mm
Width	36 mm
Depth	76 mm
Weight	0.25 kg
Neutral Pole Switched	Yes
Operating Temperature, Min	-5 °C min
Operating Temperature, Max	55 °C max
Storage Temperature, Min	-25 °C min
Storage Temperature, Max	70 °C max
Relative Humidity, Max	95 %RH
Vibration Acceleration (Max.)	1.5 m/s ²
Vibration Rating	IEC 60068-2-6
Certifications	CE RCM



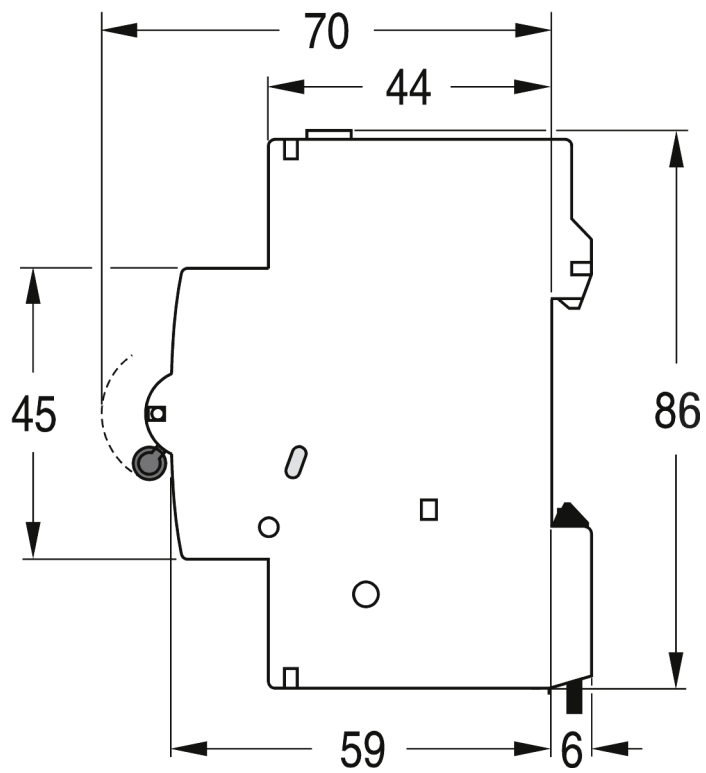
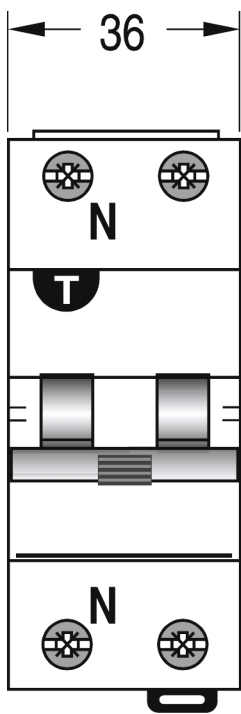
Catalogue No: **MOD6RCBO2-20-30-A**

RCBO MOD6 1P+N 6kA 20A C CURVE 30mA TYPE A (2P WIDTH)

Power Distribution and Protection > Circuit Breakers > Miniature Circuit Breakers and Earth Leakage Protection (RCDs and RCBOs) > MOD6 Residual Current Device > MOD6 RCBO2 6kA 2 Pole Width > Type A



REFERENCES	
IECEX Certificate	-
Supplier Declaration of Conformity:	MOD6RCBO2xxxx_Supplier Declaration of Conformity (SDoC)
Installation Guide:	-
User Manual:	-
Manufacturer Datasheet:	-
Manufacturer Catalogue & Product Selection:	-



Dimension Diagram

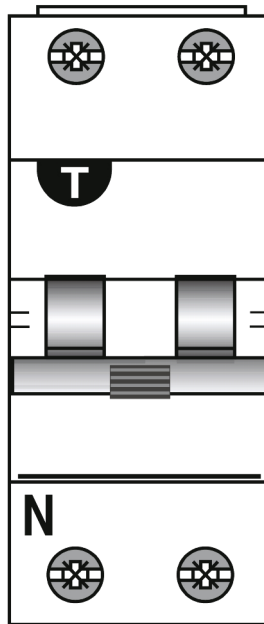
Catalogue No: **MOD6RCBO2-20-30-A**

RCBO MOD6 1P+N 6kA 20A C CURVE 30mA TYPE A (2P WIDTH)

Power Distribution and Protection > Circuit Breakers > Miniature Circuit Breakers and Earth Leakage Protection (RCDs and RCBOs) > MOD6 Residual Current Device > MOD6 RCBO2 6kA 2 Pole Width > Type A



Neutral Active



Neutral Active

Connection / Wiring Diagram