

PVC SDI Single Core

2.5mm² PVC SDI Black Insulation White Sheath

Contact

OLEX CUSTOMER SERVICE - Purchase orders, invoices, general enquiries
Phone: 1300 CABLES
olex.customerservice@nexans.com

Nexans ref.: AABP07A1001WTBK

GTIN: 9322576234490

2.5mm² PVC SDI Black Insulation White Sheath

DESCRIPTION

Single Core PVC SDI Cable

- Single core, V-90 insulated,
- PVC sheathed to AS/NZS 5000,
- Copper conductors, 90°C.
- 1.0 to 16mm² 450/750V to AS/NZS 5000.2
- Larger sizes; 25 to 630mm² 0.6/1kV to AS/NZS 5000.1 are available on request



STANDARDS

National AS/NZS 1125; AS/NZS 5000.1; AS/NZS 5000.2



Rated Voltage Uo/U (Um)
450 / 750 V



Cable flexibility
Rigid

All drawings, designs, specifications, plans and particulars of weights, size and dimensions contained in the technical or commercial documentation of Nexans is indicative only and shall not be binding on Nexans or be treated as constituting a representation on the part of Nexans.

Generated 8/06/21 www.olex.com.au Page 1 / 4

PVC SDI Single Core

2.5mm² PVC SDI Black Insulation White Sheath

Contact

OLEX CUSTOMER SERVICE - Purchase orders, invoices, general enquiries
Phone: 1300 CABLES
olex.customerservice@nexans.com

CHARACTERISTICS

Construction characteristics

Conductor material	Copper
With Green/Yellow core	No
Outer sheath	PVC
Colour	White / black
Type of conductor	Stranded copper
With smaller neutral conductor	No
Insulation	V-90

Dimensional characteristics

Nominal insulation thickness	0.7 mm
Nominal outer sheath thickness	0.8 mm
Conductor cross-section	2.5 mm ²
Approximate weight	4.8 kg/100m
Nominal overall diameter	5.1 mm
Cable length	100 m
Number of cores	1

Electrical characteristics

Inductive reactance at 50Hz - trefoil	0.143 Ohm/km
Inductive reactance at 50Hz - flat touching	0.159 Ohm/km
Max. DC resistance of the conductor at 20°C	7.41 Ohm/km
Conductor AC resistance at 50 Hz	9.01 Ohm/km
Insulation resistance at 20°C	9.2 MOhm.km
Rated Voltage U _o /U (U _m)	450 / 750 V

Mechanical characteristics

Cable flexibility	Rigid
-------------------	-------

PVC SDI Single Core










2.5mm² PVC SDI Black Insulation White Sheath










Contact

OLEX CUSTOMER SERVICE - Purchase orders, invoices, general enquiries
 Phone: 1300 CABLES
 olex.customerservice@nexans.com

PVC SDI - CURRENT CARRYING CAPACITY TABLE SINGLE PHASE (IN AMPS)

Copper Conductor Insulation PVC Maximum Conductor Temperature 75C

Conductor cross-section [mm ²]									
	Cu	Cu	Cu	Cu	Cu	Cu	Cu	Cu	Cu
1	16	16	13	13	11	6	24	18	21
1.5	21	21	16	18	14	8	31	23	26
2.5	30	29	23	24	20	12	43	32	36
4	40	39	31	32	25	16	56	41	47
6	51	49	40	41	33	20	71	52	58
10	69	67	54	54	44	27	94	69	77
16	92	89	72	70	56	36	122	89	99
25	124	119	97	94	75	48	158	116	129
35	153	145	119	112	90	59	190	139	155
50	187	177	146	138	110	-	225	168	186
70	238	223	184	170	136	-	277	206	228
95	295	276	230	212	169	-	332	252	278
120	344	321	267	242	193	-	378	287	316
150	395	367	308	282	225	-	424	329	354
185	459	424	358	320	256	-	480	373	408
240	549	505	428	381	305	-	556	438	472
300	636	582	495	-	-	-	628	496	546
400	744	676	577	-	-	-	713	575	621
500	867	780	668	-	-	-	805	649	721
630	1014	897	770	-	-	-	904	750	816

- | | | |
|---|--|--|
|  Unenclosed spaced |  Unenclosed spaced from surface |  Unenclosed touching |
|  Enclosed conduit in air |  Thermal insulation, partially surrounded by thermal insulation |  Thermal Insulation, completely surrounded by thermal insulation |
|  Buried direct |  Underground ducts A - Underground Wiring Enclosure |  Underground ducts B - Individual Wiring Enclosure |

All drawings, designs, specifications, plans and particulars of weights, size and dimensions contained in the technical or commercial documentation of Nexans is indicative only and shall not be binding on Nexans or be treated as constituting a representation on the part of Nexans.

PVC SDI Single Core










2.5mm² PVC SDI Black Insulation White Sheath


Contact


OLEX CUSTOMER SERVICE - Purchase orders, invoices, general enquiries
 Phone: 1300 CABLES
 olex.customerservice@nexans.com


PVC SDI - CURRENT CARRYING CAPACITY TABLE THREE PHASE (IN AMPS)


Copper Conductor Insulation PVC Maximum Conductor Temperature 75C


Conductor cross-section [mm ²]									
	Cu	Cu	Cu	Cu	Cu	Cu	Cu	Cu	Cu
1	16	14	13	12	10	6	21	16	19
1.5	20	17	16	15	12	8	27	20	24
2.5	29	25	23	21	17	12	37	27	33
4	38	33	31	28	23	16	49	36	43
6	49	42	40	35	28	20	61	45	53
10	67	58	54	47	37	27	81	59	70
16	89	77	72	62	50	36	104	78	90
25	120	103	97	81	64	48	134	100	117
35	148	127	119	100	80	59	160	122	140
50	181	156	146	119	95	-	190	144	168
70	230	197	184	152	122	-	233	180	205
95	287	246	230	183	147	-	279	217	250
120	335	287	267	217	173	-	317	252	283
150	385	330	308	244	195	-	356	283	317
185	447	383	357	284	227	-	402	325	365
240	535	457	426	331	265	-	465	377	422
300	620	529	492	388	311	-	524	434	488
400	726	615	573	442	353	-	593	492	553
500	846	710	661	523	418	-	668	571	641
630	990	817	760	588	471	-	748	639	723


 Unenclosed spaced


 Unenclosed spaced from surface


 Unenclosed touching


 Enclosed conduit in air

 Thermal insulation, partially surrounded by thermal insulation

 Thermal Insulation, completely surrounded by thermal insulation

 Buried direct

 Underground ducts A - Underground Wiring Enclosure

 Underground ducts B - Individual Wiring Enclosure