

# Conduit Wires

CU CONDUIT 2.5 BK V90 1HM

## Contact

General Sales inquiries  
Phone: 0508 NEXANS  
sales.nz@nexans.com

Nexans ref.: [BAAP07A1001AABK](#)

Country ref.: 2111.1

Cu conductor, PVC insulation. 0.6/1 kV. Made to AS/NZS 5000.1.

## DESCRIPTION

### Application

- Industrial, commercial and domestic applications
- The wiring of switch boards and control panels
- Earth wiring in houses
- Wiring where the conduit wire is run inside a protective enclosure (plastic or metal conduits)



## STANDARDS

National AS/NZS 5000.1

# Conduit Wires

CU CONDUIT 2.5 BK V90 1HM

## Contact

General Sales inquiries  
Phone: 0508 NEXANS  
sales.nz@nexans.com

## CHARACTERISTICS

### Construction characteristics

Colour	Black
Insulating material	PVC
Type of conductor	Circular, stranded
Conductor material	Copper
Insulation	V-90
With Green/Yellow core	No
With smaller neutral conductor	No

### Dimensional characteristics

Conductor cross-section	2.5 mm <sup>2</sup>
Nominal overall diameter	3.8 mm
Approximate weight	0.03 kg/m
Number of cores	1

### Electrical characteristics

Max. DC resistance of the conductor at 20°C	7.41 Ohm/km
Rated Voltage U <sub>0</sub> /U (U <sub>m</sub> )	0.6/ 1 (1.2) kV

### Mechanical characteristics

Cable flexibility	Rigid
-------------------	-------

### Usage characteristics

Max. conductor temperature in service	90 °C
---------------------------------------	-------

# Conduit Wires


CU CONDUIT 2.5 BK V90 1HM


## Contact

General Sales inquiries  
Phone: 0508 NEXANS  
sales.nz@nexans.com

## CURRENT CARRYING CAPACITIES SINGLE PHASE (IN AMPS) - CONDUIT WIRES

Copper conductor Circular stranded (except 1 mm<sup>2</sup> which is solid) Insulation PVC Max. Conductor Temperature 75C

Conductor cross-section [mm <sup>2</sup> ]	 Cu
1	15
1.5	21
2.5	27
4	36
6	47
10	62
16	80
25	107
35	128
50	157
70	194
95	242
120	276

 Air enclosed

### Note

© Copyright Standards New Zealand 2016.

Content in this table and the typical New Zealand installation conditions are derived from AS/NZS 3008.1.2:2010 and has been reproduced or adapted with permission from Standards New Zealand under Copyright Licence 000926. Please refer to the complete Standard for full details available for purchase from Standards New Zealand at [www.standards.co.nz](http://www.standards.co.nz).

The values are for typical New Zealand installation conditions of:

- Ambient Air Temperature: 30°C

# Conduit Wires


CU CONDUIT 2.5 BK V90 1HM


## Contact

General Sales inquiries  
Phone: 0508 NEXANS  
sales.nz@nexans.com

## CURRENT CARRYING CAPACITIES THREE PHASE (IN AMPS) - CONDUIT WIRES

Copper conductor Circular stranded (except 1 mm<sup>2</sup> which is solid) Insulation PVC Max. Conductor Temperature 75C

Conductor cross-section [mm <sup>2</sup> ]	 Cu
1	14
1.5	17
2.5	24
4	32
6	40
10	54
16	71
25	92
35	114
50	136
70	173
95	209
120	247

 Air enclosed

### Note

© Copyright Standards New Zealand 2016.

Content in this table and the typical New Zealand installation conditions are derived from AS/NZS 3008.1.2:2010 and has been reproduced or adapted with permission from Standards New Zealand under Copyright Licence 000926. Please refer to the complete Standard for full details available for purchase from Standards New Zealand at [www.standards.co.nz](http://www.standards.co.nz).

The values are for typical New Zealand installation conditions of:

- Ambient Air Temperature: 30°C