

# Cempex Cables

CU CEMPEX 4X 16+6E

## Contact

General Sales inquiries  
Phone: 0508 NEXANS  
sales.nz@nexans.com

Nexans ref.: [HTHP15AA004CXEM](#)

Country ref.: 7656

Cu Conductors, XLPE insulation, Laid up, Black PVC sheath, 0.6/1 kV. Made to AS/NZS 5000.1. Circular multicore with integral earth.

## DESCRIPTION

### Application

- Industrial, commercial and domestic applications.
- For use in various situations to supply the main power from the point of supply to buildings, equipment, sheds, eg, switch board to main control cabinet, main between floors and buildings, cable cabinet to motor, etc.



## STANDARDS

National AS/NZS 5000.1

## CHARACTERISTICS

### Construction characteristics

Type of conductor	Circular compacted stranded
Conductor material	Copper
Insulation	XLPE
Outer sheath	PVC
Sheath colour	Black
With Green/Yellow core	Yes
With smaller neutral conductor	No
Core identification	Red, White, Blue, Black, Green/Yellow

### Dimensional characteristics

Number of cores	5
Conductor cross-section	16 mm <sup>2</sup>
Earth conductor cross section	6 mm <sup>2</sup>
Nominal overall diameter	21.5 mm
Gland Size (A2 or A2F)	32
Approximate weight	0.9 kg/m

### Electrical characteristics

Max. DC resistance of the conductor at 20°C	1.15 Ohm/km
Rated Voltage U <sub>0</sub> /U (U <sub>m</sub> )	0.6/ 1 (1.2) kV

### Mechanical characteristics

Cable flexibility	Rigid
-------------------	-------

### Usage characteristics







Max. conductor temperature in service	90 °C
---------------------------------------	-------

## CORE COLOURS

No. of Cores	Colour
4	RD, WH, BU, GNYE
5	RD, WH, BU, BK, GNYE

## CURRENT CARRYING CAPACITIES THREE PHASE (IN AMPS) - 3 -4 CORE PLUS EARTH CU CEMPEX CABLES

Copper Conductor Circular stranded Insulation XLPE Max. Conductor Temperature 90C

Conductor cross-section [mm <sup>2</sup> ]						
	Cu	Cu	Cu	Cu	Cu	Cu
10	73	68	58	67	67	34
16	97	91	75	118	87	45
25	131	122	100	153	114	62
35	162	151	125	184	139	76
50	198	185	150	218	166	-
70	252	234	190	269	207	-
95	311	289	230	323	249	-



Air spaced from surface, unenclosed



Air touching, unenclosed



Air enclosed



Buried direct



Buried in single-way duct



Cable surrounded by thermal insulation, unenclosed

### Note

Content from AS/NZS 3008.1.2:2010 has been reproduced with the permission from Standards New Zealand under Copyright Licence 000926. Please see the Standard for full details.

The values in this table are for typical New Zealand installation conditions of:

- Ambient Air Temperature: 30°C
- Soil Temperature: 15°C
- Soil Thermal Resistivity: 1.2 K.m/W
- Depth of Burial: 0.5 m