

TPS - Two Core & Two Core +E

CU TPS 2X 16+6E BK

Contact

General Sales inquiries
Phone: 0508 NEXANS
sales.nz@nexans.com

Nexans ref.: CNZP15AA002CXHE

Country ref.: 6565

Cu conductors PVC insulation, PVC sheath. 450/750 V. Made to AS/NZS 5000.2

DESCRIPTION

Application

- Domestic, commercial and industrial general applications
- Fixed applications



STANDARDS

National AS/NZS 5000.2

TPS - Two Core & Two Core +E

CU TPS 2X 16+6E BK

Contact

General Sales inquiries
Phone: 0508 NEXANS
sales.nz@nexans.com

CHARACTERISTICS

Construction characteristics

Pilot wires	None
Sheath colour	Black
With Green/Yellow core	Yes
Conductor material	Copper
Insulation	PVC
Outer sheath	PVC
Type of conductor	Circular, stranded
Core identification	Red, Black, Green/Yellow
With smaller neutral conductor	No

Dimensional characteristics

Conductor cross-section	16 mm ²
Earth conductor cross section	6 mm ²
Nominal overall diameter	9.9 x 24.3
Approximate weight	0.63 kg/m
Number of cores	2

Electrical characteristics

Rated Voltage U ₀ /U	450/750 V
Rated Voltage U ₀ /U (Um)	450 / 750 V
Max. DC resistance of the conductor at 20°C (Ohm/km)	1.15

Mechanical characteristics

Cable flexibility	Rigid
-------------------	-------

Usage characteristics

Max. conductor temperature in service	75 °C
---------------------------------------	-------

TPS - Two Core & Two Core +E







CU TPS 2X 16+6E BK







Contact

General Sales inquiries
Phone: 0508 NEXANS
sales.nz@nexans.com

CURRENT CARRYING CAPACITIES SINGLE PHASE (IN AMPS) - TPS - 2 CORES AND 2 CORES PLUS EARTH

PVC insulation For cables up to and including 450/750 V @ 50 Hz AC.

Conductor cross-section [mm ²]						
	Cu	Cu	Cu	Cu	Cu	Cu
1	17	16	15	19	19	8
1.5	22	21	18	23	23	10
2.5	31	30	26	33	33	15
4	42	39	34	43	43	19
6	52	50	44	55	55	25
10	73	68	59	73	73	34
16	97	91	78	125	95	46
25	129	122	103	162	123	60

 Air Spaced from Surface, Unenclosed	 Air touching, unenclosed	 Air enclosed
 Buried direct	 Buried in single-way duct	 Cable surrounded by thermal insulation unenclosed

Note

© Copyright Standards New Zealand 2016.

Content in this table and the typical New Zealand installation conditions are derived from AS/NZS 3008.1.2:2017 and has been reproduced or adapted with permission from Standards New Zealand under Copyright Licence 000926. Please refer to the complete Standard for full details available for purchase from Standards New Zealand at www.standards.co.nz.

The values are for typical New Zealand installation conditions of:

- Ambient Air Temperature:30°C